


**SOUTHERN UNIVERSITY SYSTEM**  
**Southern University Agricultural and**  
**Research Extension Center**



**FY 2016-17**

**OPERATING BUDGET**

**September 2, 2016**

Higher Education  
Operating Fund Budget  
Fiscal Year Ending June 30, 2017

---


Name of Institution: Southern University Ag Center

Contact Person: Linda Batiste 

Telephone Number: (225) 771.-5707

---


The accompanying forms, statements, and explanations, comprised of 11 pages, numbered 1 to 11, have been approved by me. I hereby certify that the statements and figures on the accompanying forms are true and correct to the best of my knowledge. I further certify that all positions listed on this budget are vital to the program and mission of the institution.



Signature

Dr. Ray L. Belton

System President - Chancellor



Signature 7/29/16

Dr. Adell Brown Jr.

Chancellor

**Board of Regents  
Form BOR-1  
Revenue/Expenditure Data**

Institution: Southern University Ag Center

Revenue/Expenditure	Actual	Budgeted	Budgeted	Over/(Under)	%
	2015-2016	2015-2016	2016-2017	Budgeted 16	Change
<b>Revenues By Source:</b>					
<b>State Funds:</b>					
General Fund Direct	\$0	\$1,212,675	\$3,342,477	\$2,129,802	175.63%
General Fund - Restoration Amount	\$0	\$0	\$0	\$0	0.00%
Statutory Dedicated:	\$0	\$2,874,563	\$1,978,775	(\$895,788)	(31.16%)
Higher Education Initiatives Fund	\$0	\$1,066,177	\$0	(\$1,066,177)	(100.00%)
Support Education in Louisiana First (SELF)	\$0	\$58,386	\$58,775	\$389	0.67%
Tobacco Tax Health Care Fund	\$0	\$1,000,000	\$1,000,000	\$0	0.00%
Calcasieu Parish Fund	\$0	\$0	\$0	\$0	0.00%
Calcasieu Parish Higher Education Improvement Fund	\$0	\$0	\$0	\$0	0.00%
Par-Mutiel Live Racing Facility Gaming Control Fund	\$0	\$0	\$0	\$0	0.00%
Southern University Agricultural Program Fund	\$0	\$750,000	\$920,000	\$170,000	22.67%
Equine Fund	\$0	\$0	\$0	\$0	0.00%
Fireman Training Fund	\$0	\$0	\$0	\$0	0.00%
Two Percent Fire Insurance Fund	\$0	\$0	\$0	\$0	0.00%
Health Excellence Fund	\$0	\$0	\$0	\$0	0.00%
La. Educational Quality Support Fund (LEQSF)	\$0	\$0	\$0	\$0	0.00%
Proprietary School Fund	\$0	\$0	\$0	\$0	0.00%
Workforce Rapid Response	\$0	\$0	\$0	\$0	0.00%
Rockefeller Scholarship Fund	\$0	\$0	\$0	\$0	0.00%
Orleans Excellence Fund	\$0	\$0	\$0	\$0	0.00%
TOPS Fund	\$0	\$0	\$0	\$0	0.00%
Medical & Allied Health Scholarship & Loan Fund	\$0	\$0	\$0	\$0	0.00%
Overcollections Fund	\$0	\$0	\$0	\$0	0.00%
<b>Funds Due From Management Board or Regents:</b>					
Other	\$0	\$0	\$0	\$0	0.00%
<b>Funds Due to Institutions:</b>					
Other	\$0	\$0	\$0	\$0	0.00%
<b>Total State Funds</b>	<b>\$0</b>	<b>\$4,087,238</b>	<b>\$5,321,252</b>	<b>\$1,234,014</b>	<b>30.19%</b>
<b>Revenue Over Expenditures :</b>					
State Funds	\$0	\$0	\$0	\$0	0.00%
Interagency Transfers	\$0	\$0	\$0	\$0	0.00%
Self Generated Funds	\$0	\$0	\$0	\$0	0.00%
Federal Funds	\$0	\$0	\$0	\$0	0.00%
Interim Emergency Board	\$0	\$0	\$0	\$0	0.00%
<b>Total Revenue Over Expenditures</b>	<b>\$0</b>	<b>\$0</b>	<b>\$0</b>	<b>\$0</b>	<b>0.00%</b>
<b>Interagency Transfers</b>	<b>\$0</b>	<b>\$0</b>	<b>\$0</b>	<b>\$0</b>	<b>0.00%</b>
<b>Non-Recurring Self-Generated Carry Forward</b>	<b>\$0</b>	<b>\$0</b>	<b>\$0</b>	<b>\$0</b>	<b>0.00%</b>
<b>Self Generated Funds</b>	<b>\$0</b>	<b>\$0</b>	<b>\$0</b>	<b>\$0</b>	<b>0.00%</b>
<b>Federal Funds</b>	<b>\$0</b>	<b>\$3,654,209</b>	<b>\$3,654,209</b>	<b>\$0</b>	<b>0.00%</b>
<b>Interim Emergency Board</b>	<b>\$0</b>	<b>\$0</b>	<b>\$0</b>	<b>\$0</b>	<b>0.00%</b>
<b>Total Revenues</b>	<b>\$0</b>	<b>\$7,741,447</b>	<b>\$8,975,461</b>	<b>\$1,234,014</b>	<b>15.94%</b>
<b>Expenditures by Function:</b>					
Instruction	\$0	\$0	\$0	\$0	0.00%
Research	\$0	\$2,632,266	\$2,438,978	(\$193,288)	(7.34%)
Public Service	\$0	\$3,576,663	\$3,653,772	\$77,109	2.16%
Academic Support**	\$0	\$58,386	\$58,775	\$389	0.67%
Student Services	\$0	\$0	\$0	\$0	0.00%
Institutional Services	\$0	\$1,056,330	\$1,734,197	\$677,867	64.17%
Scholarships/Fellowships	\$0	\$0	\$0	\$0	0.00%
Plant Operations/Maintenance	\$0	\$417,802	\$1,089,740	\$671,938	160.83%
<b>Total E&amp;G Expenditures</b>	<b>\$0</b>	<b>\$7,741,447</b>	<b>\$8,975,461</b>	<b>\$1,234,014</b>	<b>15.94%</b>
Hospital	\$0	\$0	\$0	\$0	0.00%
Transfers out of agency	\$0	\$0	\$0	\$0	0.00%
Athletics	\$0	\$0	\$0	\$0	0.00%
Other	\$0	\$0	\$0	\$0	0.00%
<b>Total Expenditures</b>	<b>\$0</b>	<b>\$7,741,447</b>	<b>\$8,975,461</b>	<b>\$1,234,014</b>	<b>15.94%</b>
<b>Expenditures by Object:</b>					
Salaries	\$0	\$4,462,407	\$4,338,740	(\$123,667)	(2.77%)
Other Compensation	\$0	\$53,500	\$33,500	(\$20,000)	(37.38%)
Related Benefits	\$0	\$1,490,686	\$1,958,119	\$467,433	31.36%
<b>Total Personal Services</b>	<b>\$0</b>	<b>\$6,006,593</b>	<b>\$6,330,359</b>	<b>\$323,766</b>	<b>5.39%</b>
Travel	\$0	\$160,030	\$155,239	(\$4,791)	(2.99%)
Operating Services	\$0	\$435,482	\$792,773	\$357,291	82.04%
Supplies	\$0	\$121,457	\$116,388	(\$5,069)	(4.17%)
<b>Total Operating Expenses</b>	<b>\$0</b>	<b>\$716,969</b>	<b>\$1,064,400</b>	<b>\$347,431</b>	<b>48.46%</b>
Professional Services	\$0	\$41,281	\$21,638	(\$19,643)	(47.58%)
Other Charges	\$0	\$355,042	\$495,000	\$139,958	39.42%
Debt Services	\$0	\$0	\$0	\$0	0.00%
Interagency Transfers	\$0	\$550,000	\$900,000	\$350,000	63.64%
<b>Total Other Charges</b>	<b>\$0</b>	<b>\$946,323</b>	<b>\$1,416,638</b>	<b>\$470,315</b>	<b>49.70%</b>
General Acquisitions	\$0	\$71,562	\$164,064	\$92,502	129.26%
Library Acquisitions	\$0	\$0	\$0	\$0	0.00%
Major Repairs	\$0	\$0	\$0	\$0	0.00%
<b>Total Acquisitions and Major Repairs</b>	<b>\$0</b>	<b>\$71,562</b>	<b>\$164,064</b>	<b>\$92,502</b>	<b>129.26%</b>
Unallotted	\$0	\$0	\$0	\$0	0.00%
<b>Total Expenditures</b>	<b>\$0</b>	<b>\$7,741,447</b>	<b>\$8,975,461</b>	<b>\$1,234,014</b>	<b>15.94%</b>

\* This column should reflect the last approved BA-7 in FY 15-16

**Board of Regents**

**Institution:** Southern University Ag Center

**Form BOR-2**

**Financing Other Than State Funds Appropriations**

<b>Source:</b>	<b>ACTUAL 2015-16</b>	<b>BUDGETED 2015-16</b>	<b>BUDGETED 2016-17</b>	<b>OVER /UNDER 2015-16</b>
<b>Interagency Transfers:</b>				
Medicaid	\$0	\$0	\$0	\$0
Uncompensated Care	\$0	\$0	\$0	\$0
Hospital Contracts	\$0	\$0	\$0	\$0
Lab School	\$0	\$0	\$0	\$0
Other Total	\$0	\$0	\$0	\$0
<b>Total Other Interagency Transfers</b>	<b>\$0</b>	<b>\$0</b>	<b>\$0</b>	<b>\$0</b>
<b>Non-Recurring Self-Generated Carry Forward</b>	<b>\$0</b>	<b>\$0</b>	<b>\$0</b>	<b>\$0</b>
<b>Self-Generated Funds:</b>				
<b>Student Fees:</b>				
General Registration Fees	\$0	\$0	\$0	\$0
Non-Resident Fees	\$0	\$0	\$0	\$0
Academic Excellence Fee	\$0	\$0	\$0	\$0
Operational Fee	\$0	\$0	\$0	\$0
Academic Enhancement Fee	\$0	\$0	\$0	\$0
Building Use Fee	\$0	\$0	\$0	\$0
Building Use Fee - Act 426	\$0	\$0	\$0	\$0
Student Services Fee	\$0	\$0	\$0	\$0
Technology Fee	\$0	\$0	\$0	\$0
Energy Surcharge	\$0	\$0	\$0	\$0
University Self-Assessed Fees	\$0	\$0	\$0	\$0
Student Self-Assessed Fees	\$0	\$0	\$0	\$0
All Other Mandated Fees	\$0	\$0	\$0	\$0
All Other Student Fees	\$0	\$0	\$0	\$0
<b>Total Student Fees:</b>	<b>\$0</b>	<b>\$0</b>	<b>\$0</b>	<b>\$0</b>
Hospital - Commercial/Self-Pay	\$0	\$0	\$0	\$0
Sales and Services of Educational Activities	\$0	\$0	\$0	\$0
State Grants and Contracts	\$0	\$0	\$0	\$0
Organized Activities Related to Instruction	\$0	\$0	\$0	\$0
Athletics Other than Student Fees	\$0	\$0	\$0	\$0
Other Self-Generated Funds	\$0	\$0	\$0	\$0
<b>Total Self-Generated Funds</b>	<b>\$0</b>	<b>\$0</b>	<b>\$0</b>	<b>\$0</b>
<b>Federal Funds:</b>				
Federal Program Admin.	\$0	\$3,654,209	\$3,654,209	\$0
Medicare	\$0	\$0	\$0	\$0
<b>Grants:</b>				
Pell	\$0	\$0	\$0	\$0
Other	\$0	\$0	\$0	\$0
<b>Total Federal Funds</b>	<b>\$0</b>	<b>\$3,654,209</b>	<b>\$3,654,209</b>	<b>\$0</b>
<b>Interim Emergency Board</b>	<b>\$0</b>	<b>\$0</b>	<b>\$0</b>	<b>\$0</b>
<b>Total Revenues Other Than State Funds Appropriations</b>	<b>\$0</b>	<b>\$3,654,209</b>	<b>\$3,654,209</b>	<b>\$0</b>

Source:	BUDGETED 2015-2016						BUDGETED 2016-2017					
	UNRESTRICTED	% OF TOTAL	RESTRICTED	% OF TOTAL	TOTAL	% OF TOTAL	UNRESTRICTED	% OF TOTAL	RESTRICTED	% OF TOTAL	TOTAL	% OF TOTAL
<b>State Funds:</b>												
General Fund Direct	\$1,212,675	100.00%	\$0	0.00%	\$1,212,675	15.66%	\$3,342,477	100.00%	\$0	0.00%	\$3,342,477	37.24%
General Fund - Restoration Amount	\$0	0.00%	\$0	0.00%	\$0	0.00%	\$0	0.00%	\$0	0.00%	\$0	0.00%
Statutory Dedicated	\$2,874,563	100.00%	\$0	0.00%	\$2,874,563	37.13%	\$1,978,775	100.00%	\$0	0.00%	\$1,978,775	22.05%
Higher Education Initiative Fund	\$1,066,177	100.00%	\$0	0.00%	\$1,066,177	13.77%	\$0	0.00%	\$0	0.00%	\$0	0.00%
Support Education in Louisiana First (SELF)	\$58,386	100.00%	\$0	0.00%	\$58,386	0.75%	\$58,775	100.00%	\$0	0.00%	\$58,775	0.65%
Tobacco Tax Health Care Fund	\$1,000,000	100.00%	\$0	0.00%	\$1,000,000	12.92%	\$1,000,000	100.00%	\$0	0.00%	\$1,000,000	11.14%
Calcasieu Parish Fund	\$0	0.00%	\$0	0.00%	\$0	0.00%	\$0	0.00%	\$0	0.00%	\$0	0.00%
Calcasieu Parish Higher Education Improvement Fund	\$0	0.00%	\$0	0.00%	\$0	0.00%	\$0	0.00%	\$0	0.00%	\$0	0.00%
Pan-Mutiel Live Racing Facility Gaming Control Fund	\$0	0.00%	\$0	0.00%	\$0	0.00%	\$0	0.00%	\$0	0.00%	\$0	0.00%
Southern University Agricultural Program Fund	\$750,000	100.00%	\$0	0.00%	\$750,000	9.69%	\$920,000	100.00%	\$0	0.00%	\$920,000	10.25%
Equine Fund	\$0	0.00%	\$0	0.00%	\$0	0.00%	\$0	0.00%	\$0	0.00%	\$0	0.00%
Fireman Training Fund	\$0	0.00%	\$0	0.00%	\$0	0.00%	\$0	0.00%	\$0	0.00%	\$0	0.00%
Two Percent Fire Insurance Fund	\$0	0.00%	\$0	0.00%	\$0	0.00%	\$0	0.00%	\$0	0.00%	\$0	0.00%
Health Excellence Fund	\$0	0.00%	\$0	0.00%	\$0	0.00%	\$0	0.00%	\$0	0.00%	\$0	0.00%
La. Educational Quality Support Fund (LEQSF)	\$0	0.00%	\$0	0.00%	\$0	0.00%	\$0	0.00%	\$0	0.00%	\$0	0.00%
Proprietary School Fund	\$0	0.00%	\$0	0.00%	\$0	0.00%	\$0	0.00%	\$0	0.00%	\$0	0.00%
Workforce Rapid Response	\$0	0.00%	\$0	0.00%	\$0	0.00%	\$0	0.00%	\$0	0.00%	\$0	0.00%
Rockefeller Scholarship Fund	\$0	0.00%	\$0	0.00%	\$0	0.00%	\$0	0.00%	\$0	0.00%	\$0	0.00%
Orleans Excellence Fund	\$0	0.00%	\$0	0.00%	\$0	0.00%	\$0	0.00%	\$0	0.00%	\$0	0.00%
TOPS Fund	\$0	0.00%	\$0	0.00%	\$0	0.00%	\$0	0.00%	\$0	0.00%	\$0	0.00%
Medical & Allied Health Scholarship & Loan Fund	\$0	0.00%	\$0	0.00%	\$0	0.00%	\$0	0.00%	\$0	0.00%	\$0	0.00%
Overcollections Fund	\$0	0.00%	\$0	0.00%	\$0	0.00%	\$0	0.00%	\$0	0.00%	\$0	0.00%
<b>Funds Due From Management Board or Regents:</b>												
Other	\$0	0.00%	\$0	0.00%	\$0	0.00%	\$0	0.00%	\$0	0.00%	\$0	0.00%
<b>Funds Due to Institutions:</b>												
Other	\$0	0.00%	\$0	0.00%	\$0	0.00%	\$0	0.00%	\$0	0.00%	\$0	0.00%
<b>Total State Funds</b>	<b>\$4,087,238</b>	<b>100.00%</b>	<b>\$0</b>	<b>0.00%</b>	<b>\$4,087,238</b>	<b>52.80%</b>	<b>\$5,321,252</b>	<b>100.00%</b>	<b>\$0</b>	<b>0.00%</b>	<b>\$5,321,252</b>	<b>59.29%</b>
<b>Interagency Transfers:</b>												
Medicaid	\$0	0.00%	\$0	0.00%	\$0	#DIV/0!	\$0	0.00%	\$0	0.00%	\$0	#DIV/0!
Uncompensated Care	\$0	0.00%	\$0	0.00%	\$0	0.00%	\$0	0.00%	\$0	0.00%	\$0	0.00%
Hospital Contracts	\$0	0.00%	\$0	0.00%	\$0	0.00%	\$0	0.00%	\$0	0.00%	\$0	0.00%
Lab School	\$0	0.00%	\$0	0.00%	\$0	0.00%	\$0	0.00%	\$0	0.00%	\$0	0.00%
Other Total	\$0	0.00%	\$0	0.00%	\$0	0.00%	\$0	0.00%	\$0	0.00%	\$0	0.00%
<b>Total Other Interagency Transfers</b>	<b>\$0</b>	<b>0.00%</b>	<b>\$0</b>	<b>0.00%</b>	<b>\$0</b>	<b>0.00%</b>	<b>\$0</b>	<b>0.00%</b>	<b>\$0</b>	<b>0.00%</b>	<b>\$0</b>	<b>0.00%</b>
<b>Non-Recurring Self Generated Carry Forward</b>	<b>\$0</b>	<b>0.00%</b>	<b>\$0</b>	<b>0.00%</b>	<b>\$0</b>	<b>0.00%</b>	<b>\$0</b>	<b>0.00%</b>	<b>\$0</b>	<b>0.00%</b>	<b>\$0</b>	<b>0.00%</b>
<b>Student Fees:</b>												
General Registration Fees:	\$0	0.00%	\$0	0.00%	\$0	0.00%	\$0	0.00%	\$0	0.00%	\$0	0.00%
Non-Resident Fees:	\$0	0.00%	\$0	0.00%	\$0	0.00%	\$0	0.00%	\$0	0.00%	\$0	0.00%
Academic Excellence Fee:	\$0	0.00%	\$0	0.00%	\$0	0.00%	\$0	0.00%	\$0	0.00%	\$0	0.00%
Operational Fee:	\$0	0.00%	\$0	0.00%	\$0	0.00%	\$0	0.00%	\$0	0.00%	\$0	0.00%
Student Athletic Fees	\$0	0.00%	\$0	0.00%	\$0	0.00%	\$0	0.00%	\$0	0.00%	\$0	0.00%
Other Total	\$0	0.00%	\$0	0.00%	\$0	0.00%	\$0	0.00%	\$0	0.00%	\$0	0.00%
<b>Total Student Fees:</b>	<b>\$0</b>	<b>0.00%</b>	<b>\$0</b>	<b>0.00%</b>	<b>\$0</b>	<b>0.00%</b>	<b>\$0</b>	<b>0.00%</b>	<b>\$0</b>	<b>0.00%</b>	<b>\$0</b>	<b>0.00%</b>
Hospital - Commercial/Self-Pay	\$0	0.00%	\$0	0.00%	\$0	0.00%	\$0	0.00%	\$0	0.00%	\$0	0.00%
Physician Practice Plans	\$0	0.00%	\$0	0.00%	\$0	0.00%	\$0	0.00%	\$0	0.00%	\$0	0.00%
Sales and Services of Educational Activities	\$0	0.00%	\$0	0.00%	\$0	0.00%	\$0	0.00%	\$0	0.00%	\$0	0.00%
State Grants and Contracts	\$0	0.00%	\$0	0.00%	\$0	0.00%	\$0	0.00%	\$0	0.00%	\$0	0.00%
Organized Activities Related to Instruction	\$0	0.00%	\$0	0.00%	\$0	0.00%	\$0	0.00%	\$0	0.00%	\$0	0.00%
Athletics Other than Student Fees	\$0	0.00%	\$0	0.00%	\$0	0.00%	\$0	0.00%	\$0	0.00%	\$0	0.00%
Auxiliaries (Excluding Athletics)	\$0	0.00%	\$0	0.00%	\$0	0.00%	\$0	0.00%	\$0	0.00%	\$0	0.00%
Endowment Income	\$0	0.00%	\$0	0.00%	\$0	0.00%	\$0	0.00%	\$0	0.00%	\$0	0.00%
Gifts, Grants, and Contracts	\$0	0.00%	\$0	0.00%	\$0	0.00%	\$0	0.00%	\$0	0.00%	\$0	0.00%
Other Self-Generated Funds	\$0	0.00%	\$0	0.00%	\$0	0.00%	\$0	0.00%	\$0	0.00%	\$0	0.00%
<b>Total Self-Generated Funds</b>	<b>\$0</b>	<b>0.00%</b>	<b>\$0</b>	<b>0.00%</b>	<b>\$0</b>	<b>0.00%</b>	<b>\$0</b>	<b>0.00%</b>	<b>\$0</b>	<b>0.00%</b>	<b>\$0</b>	<b>0.00%</b>
<b>Federal Funds:</b>												
Federal Program Admin	\$3,654,209	100.00%	\$0	0.00%	\$3,654,209	47.20%	\$3,654,209	100.00%	\$0	0.00%	\$3,654,209	40.71%
Medicare	\$0	0.00%	\$0	0.00%	\$0	0.00%	\$0	0.00%	\$0	0.00%	\$0	0.00%
<b>Grants:</b>												
Pell	\$0	0.00%	\$0	0.00%	\$0	0.00%	\$0	0.00%	\$0	0.00%	\$0	0.00%
Other	\$0	0.00%	\$0	0.00%	\$0	0.00%	\$0	0.00%	\$0	0.00%	\$0	0.00%
<b>Total Federal Funds</b>	<b>\$3,654,209</b>	<b>100.00%</b>	<b>\$0</b>	<b>0.00%</b>	<b>\$3,654,209</b>	<b>47.20%</b>	<b>\$3,654,209</b>	<b>100.00%</b>	<b>\$0</b>	<b>0.00%</b>	<b>\$3,654,209</b>	<b>40.71%</b>
Interim Emergency Board	\$0	0.00%	\$0	0.00%	\$0	0.00%	\$0	0.00%	\$0	0.00%	\$0	0.00%
<b>Total Revenues</b>	<b>\$7,741,447</b>	<b>100.00%</b>	<b>\$0</b>	<b>0.00%</b>	<b>\$7,741,447</b>	<b>100.00%</b>	<b>\$8,975,461</b>	<b>100.00%</b>	<b>\$0</b>	<b>0.00%</b>	<b>\$8,975,461</b>	<b>100.00%</b>

The reported amount of unrestricted revenue should equal the total revenue amounts reported on Form BOR-1 for the appropriate year.

Source:	ACTUAL 2015-2016				BUDGETED 2016-2017							
	UNRESTRICTED	% OF TOTAL	RESTRICTED	% OF TOTAL	TOTAL	% OF TOTAL	UNRESTRICTED	% OF TOTAL	RESTRICTED	% OF TOTAL	TOTAL	% OF TOTAL
<b>State Funds:</b>												
General Fund Direct	\$0	0.00%	\$0	0.00%	\$0	0.00%	\$3,342,477	100.00%	\$0	0.00%	\$3,342,477	37.24%
General Fund - Restoration Amount	\$0	0.00%	\$0	0.00%	\$0	0.00%	\$0	0.00%	\$0	0.00%	\$0	0.00%
<b>Statutory Dedicated</b>												
Higher Education Initiative Fund	\$0	0.00%	\$0	0.00%	\$0	0.00%	\$1,978,775	100.00%	\$0	0.00%	\$1,978,775	100.00%
Support Education in Louisiana First (SELF)	\$0	0.00%	\$0	0.00%	\$0	0.00%	\$0	0.00%	\$0	0.00%	\$0	0.00%
Tobacco Tax Health Care Fund	\$0	0.00%	\$0	0.00%	\$0	0.00%	\$58,775	100.00%	\$0	0.00%	\$58,775	0.65%
Calcasieu Parish Fund	\$0	0.00%	\$0	0.00%	\$0	0.00%	\$1,000,000	100.00%	\$0	0.00%	\$1,000,000	11.14%
Calcasieu Parish Higher Education Improvement Fund	\$0	0.00%	\$0	0.00%	\$0	0.00%	\$0	0.00%	\$0	0.00%	\$0	0.00%
Par-Mutiel Live Racing Facility Gaming Control Fund	\$0	0.00%	\$0	0.00%	\$0	0.00%	\$0	0.00%	\$0	0.00%	\$0	0.00%
Southern University Agricultural Program Fund	\$0	0.00%	\$0	0.00%	\$0	0.00%	\$920,000	100.00%	\$0	0.00%	\$920,000	10.25%
Equine Fund	\$0	0.00%	\$0	0.00%	\$0	0.00%	\$0	0.00%	\$0	0.00%	\$0	0.00%
Fireman Training Fund	\$0	0.00%	\$0	0.00%	\$0	0.00%	\$0	0.00%	\$0	0.00%	\$0	0.00%
Two Percent Fire Insurance Fund	\$0	0.00%	\$0	0.00%	\$0	0.00%	\$0	0.00%	\$0	0.00%	\$0	0.00%
Health Excellence Fund	\$0	0.00%	\$0	0.00%	\$0	0.00%	\$0	0.00%	\$0	0.00%	\$0	0.00%
La. Educational Quality Support Fund (LEQSF)	\$0	0.00%	\$0	0.00%	\$0	0.00%	\$0	0.00%	\$0	0.00%	\$0	0.00%
Proprietary School Fund	\$0	0.00%	\$0	0.00%	\$0	0.00%	\$0	0.00%	\$0	0.00%	\$0	0.00%
Workforce Rapid Response	\$0	0.00%	\$0	0.00%	\$0	0.00%	\$0	0.00%	\$0	0.00%	\$0	0.00%
Rockefeller Scholarship Fund	\$0	0.00%	\$0	0.00%	\$0	0.00%	\$0	0.00%	\$0	0.00%	\$0	0.00%
Orleans Excellence Fund	\$0	0.00%	\$0	0.00%	\$0	0.00%	\$0	0.00%	\$0	0.00%	\$0	0.00%
TOPS Fund	\$0	0.00%	\$0	0.00%	\$0	0.00%	\$0	0.00%	\$0	0.00%	\$0	0.00%
Medical & Allied Health Scholarship & Loan Fund	\$0	0.00%	\$0	0.00%	\$0	0.00%	\$0	0.00%	\$0	0.00%	\$0	0.00%
Overcollections Fund	\$0	0.00%	\$0	0.00%	\$0	0.00%	\$0	0.00%	\$0	0.00%	\$0	0.00%
<b>Funds Due From Management Board or Regents:</b>												
Other	\$0	0.00%	\$0	0.00%	\$0	0.00%	\$0	0.00%	\$0	0.00%	\$0	0.00%
<b>Funds Due to Institutions:</b>												
Other	\$0	0.00%	\$0	0.00%	\$0	0.00%	\$0	0.00%	\$0	0.00%	\$0	0.00%
Other (List)	\$0	0.00%	\$0	0.00%	\$0	0.00%	\$0	0.00%	\$0	0.00%	\$0	0.00%
<b>Total State Funds</b>	<b>\$0</b>	<b>0.00%</b>	<b>\$0</b>	<b>0.00%</b>	<b>\$0</b>	<b>0.00%</b>	<b>\$5,321,252</b>	<b>100.00%</b>	<b>\$0</b>	<b>0.00%</b>	<b>\$5,321,252</b>	<b>59.29%</b>
<b>Interagency Transfers:</b>												
Medicaid	\$0	0.00%	\$0	0.00%	\$0	0.00%	\$0	0.00%	\$0	0.00%	\$0	#DIV/0!
Uncompensated Care	\$0	0.00%	\$0	0.00%	\$0	0.00%	\$0	0.00%	\$0	0.00%	\$0	0.00%
Hospital Contracts	\$0	0.00%	\$0	0.00%	\$0	0.00%	\$0	0.00%	\$0	0.00%	\$0	0.00%
Lab School	\$0	0.00%	\$0	0.00%	\$0	0.00%	\$0	0.00%	\$0	0.00%	\$0	0.00%
Other Total	\$0	0.00%	\$0	0.00%	\$0	0.00%	\$0	0.00%	\$0	0.00%	\$0	0.00%
<b>Total Other Interagency Transfers</b>	<b>\$0</b>	<b>0.00%</b>	<b>\$0</b>	<b>0.00%</b>	<b>\$0</b>	<b>0.00%</b>	<b>\$0</b>	<b>0.00%</b>	<b>\$0</b>	<b>0.00%</b>	<b>\$0</b>	<b>0.00%</b>
<b>Non-Recurring Self-Generated Carry Forward</b>	<b>\$0</b>	<b>0.00%</b>	<b>\$0</b>	<b>0.00%</b>	<b>\$0</b>	<b>0.00%</b>	<b>\$0</b>	<b>0.00%</b>	<b>\$0</b>	<b>0.00%</b>	<b>\$0</b>	<b>0.00%</b>
<b>Student Fees:</b>												
General Registration Fees:	\$0	0.00%	\$0	0.00%	\$0	0.00%	\$0	0.00%	\$0	0.00%	\$0	0.00%
Non-Resident Fees:	\$0	0.00%	\$0	0.00%	\$0	0.00%	\$0	0.00%	\$0	0.00%	\$0	0.00%
Academic Excellence Fee:	\$0	0.00%	\$0	0.00%	\$0	0.00%	\$0	0.00%	\$0	0.00%	\$0	0.00%
Operational Fee:	\$0	0.00%	\$0	0.00%	\$0	0.00%	\$0	0.00%	\$0	0.00%	\$0	0.00%
Student Athletic Fees	\$0	0.00%	\$0	0.00%	\$0	0.00%	\$0	0.00%	\$0	0.00%	\$0	0.00%
Other Total	\$0	0.00%	\$0	0.00%	\$0	0.00%	\$0	0.00%	\$0	0.00%	\$0	0.00%
<b>Total Student Fees:</b>	<b>\$0</b>	<b>0.00%</b>	<b>\$0</b>	<b>0.00%</b>	<b>\$0</b>	<b>0.00%</b>	<b>\$0</b>	<b>0.00%</b>	<b>\$0</b>	<b>0.00%</b>	<b>\$0</b>	<b>0.00%</b>
Hospital - Commercial/Self-Pay	\$0	0.00%	\$0	0.00%	\$0	0.00%	\$0	0.00%	\$0	0.00%	\$0	0.00%
Physician Practice Plans	\$0	0.00%	\$0	0.00%	\$0	0.00%	\$0	0.00%	\$0	0.00%	\$0	0.00%
Sales and Services of Educational Activities	\$0	0.00%	\$0	0.00%	\$0	0.00%	\$0	0.00%	\$0	0.00%	\$0	0.00%
State Grants and Contracts	\$0	0.00%	\$0	0.00%	\$0	0.00%	\$0	0.00%	\$0	0.00%	\$0	0.00%
Organized Activities Related to Instruction	\$0	0.00%	\$0	0.00%	\$0	0.00%	\$0	0.00%	\$0	0.00%	\$0	0.00%
Athletics Other than Student Fees	\$0	0.00%	\$0	0.00%	\$0	0.00%	\$0	0.00%	\$0	0.00%	\$0	0.00%
Auxiliaries (Excluding Athletics)	\$0	0.00%	\$0	0.00%	\$0	0.00%	\$0	0.00%	\$0	0.00%	\$0	0.00%
Endowment Income	\$0	0.00%	\$0	0.00%	\$0	0.00%	\$0	0.00%	\$0	0.00%	\$0	0.00%
Gifts, Grants, and Contracts	\$0	0.00%	\$0	0.00%	\$0	0.00%	\$0	0.00%	\$0	0.00%	\$0	0.00%
Other Self-Generated Funds	\$0	0.00%	\$0	0.00%	\$0	0.00%	\$0	0.00%	\$0	0.00%	\$0	0.00%
<b>Total Self-Generated Funds</b>	<b>\$0</b>	<b>0.00%</b>	<b>\$0</b>	<b>0.00%</b>	<b>\$0</b>	<b>0.00%</b>	<b>\$0</b>	<b>0.00%</b>	<b>\$0</b>	<b>0.00%</b>	<b>\$0</b>	<b>0.00%</b>
<b>Federal Funds:</b>												
Federal Program Admin	\$0	0.00%	\$0	0.00%	\$0	0.00%	\$3,654,209	100.00%	\$0	0.00%	\$3,654,209	40.71%
Medicare	\$0	0.00%	\$0	0.00%	\$0	0.00%	\$0	0.00%	\$0	0.00%	\$0	0.00%
<b>Grants:</b>												
Pell	\$0	0.00%	\$0	0.00%	\$0	0.00%	\$0	0.00%	\$0	0.00%	\$0	0.00%
Other	\$0	0.00%	\$0	0.00%	\$0	0.00%	\$0	0.00%	\$0	0.00%	\$0	0.00%
<b>Total Federal Funds</b>	<b>\$0</b>	<b>0.00%</b>	<b>\$0</b>	<b>0.00%</b>	<b>\$0</b>	<b>0.00%</b>	<b>\$3,654,209</b>	<b>100.00%</b>	<b>\$0</b>	<b>0.00%</b>	<b>\$3,654,209</b>	<b>40.71%</b>
<b>Interim Emergency Board</b>	<b>\$0</b>	<b>0.00%</b>	<b>\$0</b>	<b>0.00%</b>	<b>\$0</b>	<b>0.00%</b>	<b>\$0</b>	<b>0.00%</b>	<b>\$0</b>	<b>0.00%</b>	<b>\$0</b>	<b>0.00%</b>
<b>Total Revenues</b>	<b>\$0</b>	<b>0.00%</b>	<b>\$0</b>	<b>0.00%</b>	<b>\$0</b>	<b>0.00%</b>	<b>\$8,975,461</b>	<b>100.00%</b>	<b>\$0</b>	<b>0.00%</b>	<b>\$8,975,461</b>	<b>100.00%</b>

The reported amount of unrestricted revenue should equal the total revenue amounts reported on Form BOR-1 for the appropriate year.  
The 2010-2011 column show report "Actual" should be shown in the final submission.

Board of Regents  
Form BOR-4  
Summary of Functional Costs

Institution: Southern University Ag Center

Function: Instruction	Actual 2015-16	Budgeted 2015-16	Budgeted 2016-17	2016-17 +/- 2015-16
Salaries	\$0	\$0	\$0	\$0
Other Compensation	\$0	\$0	\$0	\$0
Related Benefits	\$0	\$0	\$0	\$0
<b>Total Personal Services</b>	<b>\$0</b>	<b>\$0</b>	<b>\$0</b>	<b>\$0</b>
Travel	\$0	\$0	\$0	\$0
Operating Services	\$0	\$0	\$0	\$0
Supplies	\$0	\$0	\$0	\$0
<b>Total Operating Expenses</b>	<b>\$0</b>	<b>\$0</b>	<b>\$0</b>	<b>\$0</b>
Professional Services	\$0	\$0	\$0	\$0
Other Charges	\$0	\$0	\$0	\$0
Debt Services	\$0	\$0	\$0	\$0
Interagency Trainers	\$0	\$0	\$0	\$0
<b>Total Other Charges</b>	<b>\$0</b>	<b>\$0</b>	<b>\$0</b>	<b>\$0</b>
General Acquisitions	\$0	\$0	\$0	\$0
Library Acquisitions	\$0	\$0	\$0	\$0
Major Repairs	\$0	\$0	\$0	\$0
<b>Total Acquisitions and Major Repairs</b>	<b>\$0</b>	<b>\$0</b>	<b>\$0</b>	<b>\$0</b>
Unallotted	\$0	\$0	\$0	\$0
<b>Function Total</b>	<b>\$0</b>	<b>\$0</b>	<b>\$0</b>	<b>\$0</b>
Function: Research	Actual 2015-16	Budgeted 2015-16	Budgeted 2016-17	2016-17 +/- 2015-16
Salaries	\$0	\$1,929,616	\$1,802,921	(\$126,695)
Other Compensation	\$0	\$20,000	\$0	(\$20,000)
Related Benefits	\$0	\$461,417	\$414,959	(\$46,458)
<b>Total Personal Services</b>	<b>\$0</b>	<b>\$2,411,033</b>	<b>\$2,217,880</b>	<b>(\$193,153)</b>
Travel	\$0	\$36,233	\$36,098	(\$135)
Operating Services	\$0	\$60,000	\$57,000	(\$3,000)
Supplies	\$0	\$25,000	\$28,000	\$3,000
<b>Total Operating Expenses</b>	<b>\$0</b>	<b>\$121,233</b>	<b>\$121,098</b>	<b>(\$135)</b>
Professional Services	\$0	\$0	\$0	\$0
Other Charges	\$0	\$80,000	\$80,000	\$0
Debt Services	\$0	\$0	\$0	\$0
Interagency Trainers	\$0	\$0	\$0	\$0
<b>Total Other Charges</b>	<b>\$0</b>	<b>\$80,000</b>	<b>\$80,000</b>	<b>\$0</b>
General Acquisitions	\$0	\$20,000	\$20,000	\$0
Library Acquisitions	\$0	\$0	\$0	\$0
Major Repairs	\$0	\$0	\$0	\$0
<b>Total Acquisitions and Major Repairs</b>	<b>\$0</b>	<b>\$20,000</b>	<b>\$20,000</b>	<b>\$0</b>
Unallotted	\$0	\$0	\$0	\$0
<b>Function Total</b>	<b>\$0</b>	<b>\$2,632,266</b>	<b>\$2,438,978</b>	<b>(\$193,288)</b>
Function: Public Service	Actual 2015-16	Budgeted 2015-16	Budgeted 2016-17	2016-17 +/- 2015-16
Salaries	\$0	\$1,785,710	\$1,788,739	\$3,029
Other Compensation	\$0	\$2,000	\$2,000	\$0
Related Benefits	\$0	\$762,407	\$1,118,802	\$356,395
<b>Total Personal Services</b>	<b>\$0</b>	<b>\$2,550,117</b>	<b>\$2,909,541</b>	<b>\$369,424</b>
Travel	\$0	\$113,797	\$96,141	(\$17,656)
Operating Services	\$0	\$72,407	\$50,000	(\$22,407)
Supplies	\$0	\$72,457	\$47,388	(\$25,069)
<b>Total Operating Expenses</b>	<b>\$0</b>	<b>\$258,661</b>	<b>\$193,529</b>	<b>(\$65,132)</b>
Professional Services	\$0	\$41,281	\$21,638	(\$19,643)
Other Charges	\$0	\$275,042	\$385,000	\$109,958
Debt Services	\$0	\$0	\$0	\$0
Interagency Trainers	\$0	\$400,000	\$100,000	(\$300,000)
<b>Total Other Charges</b>	<b>\$0</b>	<b>\$716,323</b>	<b>\$506,638</b>	<b>(\$209,685)</b>
General Acquisitions	\$0	\$51,562	\$44,064	(\$7,498)
Library Acquisitions	\$0	\$0	\$0	\$0
Major Repairs	\$0	\$0	\$0	\$0
<b>Total Acquisitions and Major Repairs</b>	<b>\$0</b>	<b>\$51,562</b>	<b>\$44,064</b>	<b>(\$7,498)</b>
Unallotted	\$0	\$0	\$0	\$0
<b>Function Total</b>	<b>\$0</b>	<b>\$3,576,663</b>	<b>\$3,653,772</b>	<b>\$77,109</b>

Board of Regents  
Form BOR-4  
Summary of Functional Costs

Institution: Southern University Ag Center

Function: Academic Support Includes Libraries	Actual 2015-16	Budgeted 2015-16	Budgeted 2016-17	2016-17 +/- 2015-16
Salaries	\$0	\$50,440	\$50,440	\$0
Other Compensation	\$0	\$0	\$0	\$0
Related Benefits	\$0	\$7,946	\$8,335	\$389
<b>Total Personal Services</b>	<b>\$0</b>	<b>\$58,386</b>	<b>\$58,775</b>	<b>\$389</b>
Travel	\$0	\$0	\$0	\$0
Operating Services	\$0	\$0	\$0	\$0
Supplies	\$0	\$0	\$0	\$0
<b>Total Operating Expenses</b>	<b>\$0</b>	<b>\$0</b>	<b>\$0</b>	<b>\$0</b>
Professional Services	\$0	\$0	\$0	\$0
Other Charges	\$0	\$0	\$0	\$0
Debt Services	\$0	\$0	\$0	\$0
Interagency Tranfers	\$0	\$0	\$0	\$0
<b>Total Other Charges</b>	<b>\$0</b>	<b>\$0</b>	<b>\$0</b>	<b>\$0</b>
General Acquisitions	\$0	\$0	\$0	\$0
Library Acquisitions	\$0	\$0	\$0	\$0
Major Repairs	\$0	\$0	\$0	\$0
<b>Total Acquisitions and Major Repairs</b>	<b>\$0</b>	<b>\$0</b>	<b>\$0</b>	<b>\$0</b>
Unallotted	\$0	\$0	\$0	\$0
<b>Function Total</b>	<b>\$0</b>	<b>\$58,386</b>	<b>\$58,775</b>	<b>\$389</b>
Function: Student Services	Actual 2015-16	Budgeted 2015-16	Budgeted 2016-17	2016-17 +/- 2015-16
Salaries	\$0	\$0	\$0	\$0
Other Compensation	\$0	\$0	\$0	\$0
Related Benefits	\$0	\$0	\$0	\$0
<b>Total Personal Services</b>	<b>\$0</b>	<b>\$0</b>	<b>\$0</b>	<b>\$0</b>
Travel	\$0	\$0	\$0	\$0
Operating Services	\$0	\$0	\$0	\$0
Supplies	\$0	\$0	\$0	\$0
<b>Total Operating Expenses</b>	<b>\$0</b>	<b>\$0</b>	<b>\$0</b>	<b>\$0</b>
Professional Services	\$0	\$0	\$0	\$0
Other Charges	\$0	\$0	\$0	\$0
Debt Services	\$0	\$0	\$0	\$0
Interagency Tranfers	\$0	\$0	\$0	\$0
<b>Total Other Charges</b>	<b>\$0</b>	<b>\$0</b>	<b>\$0</b>	<b>\$0</b>
General Acquisitions	\$0	\$0	\$0	\$0
Library Acquisitions	\$0	\$0	\$0	\$0
Major Repairs	\$0	\$0	\$0	\$0
<b>Total Acquisitions and Major Repairs</b>	<b>\$0</b>	<b>\$0</b>	<b>\$0</b>	<b>\$0</b>
Unallotted	\$0	\$0	\$0	\$0
<b>Function Total</b>	<b>\$0</b>	<b>\$0</b>	<b>\$0</b>	<b>\$0</b>
Function: Institutional Support	Actual 2015-16	Budgeted 2015-16	Budgeted 2016-17	2016-17 +/- 2015-16
Salaries	\$0	\$657,641	\$657,641	\$0
Other Compensation	\$0	\$31,500	\$31,500	\$0
Related Benefits	\$0	\$247,996	\$413,056	\$165,060
<b>Total Personal Services</b>	<b>\$0</b>	<b>\$937,137</b>	<b>\$1,102,197</b>	<b>\$165,060</b>
Travel	\$0	\$10,000	\$23,000	\$13,000
Operating Services	\$0	\$95,193	\$460,000	\$364,807
Supplies	\$0	\$14,000	\$19,000	\$5,000
<b>Total Operating Expenses</b>	<b>\$0</b>	<b>\$119,193</b>	<b>\$502,000</b>	<b>\$382,807</b>
Professional Services	\$0	\$0	\$0	\$0
Other Charges	\$0	\$0	\$30,000	\$30,000
Debt Services	\$0	\$0	\$0	\$0
Interagency Tranfers	\$0	\$0	\$0	\$0
<b>Total Other Charges</b>	<b>\$0</b>	<b>\$0</b>	<b>\$30,000</b>	<b>\$30,000</b>
General Acquisitions	\$0	\$0	\$100,000	\$100,000
Library Acquisitions	\$0	\$0	\$0	\$0
Major Repairs	\$0	\$0	\$0	\$0
<b>Total Acquisitions and Major Repairs</b>	<b>\$0</b>	<b>\$0</b>	<b>\$100,000</b>	<b>\$100,000</b>
Unallotted	\$0	\$0	\$0	\$0
<b>Function Total</b>	<b>\$0</b>	<b>\$1,056,330</b>	<b>\$1,734,197</b>	<b>\$677,867</b>



Board of Regents  
Form BOR-4  
Summary of Functional Costs

Institution: Southern University Ag Center

Function: Scholarships And Fellowships	Actual 2015-16	Budgeted 2015-16	Budgeted 2016-17	2016-17 +/- 2015-16
Salaries	\$0	\$0	\$0	\$0
Other Compensation	\$0	\$0	\$0	\$0
Related Benefits	\$0	\$0	\$0	\$0
<b>Total Personal Services</b>	<b>\$0</b>	<b>\$0</b>	<b>\$0</b>	<b>\$0</b>
Travel	\$0	\$0	\$0	\$0
Operating Services	\$0	\$0	\$0	\$0
Supplies	\$0	\$0	\$0	\$0
<b>Total Operating Expenses</b>	<b>\$0</b>	<b>\$0</b>	<b>\$0</b>	<b>\$0</b>
Professional Services	\$0	\$0	\$0	\$0
Other Charges	\$0	\$0	\$0	\$0
Debt Services	\$0	\$0	\$0	\$0
Interagency Transfers	\$0	\$0	\$0	\$0
<b>Total Other Charges</b>	<b>\$0</b>	<b>\$0</b>	<b>\$0</b>	<b>\$0</b>
General Acquisitions	\$0	\$0	\$0	\$0
Library Acquisitions	\$0	\$0	\$0	\$0
Major Repairs	\$0	\$0	\$0	\$0
<b>Total Acquisitions and Major Repairs</b>	<b>\$0</b>	<b>\$0</b>	<b>\$0</b>	<b>\$0</b>
Unallotted	\$0	\$0	\$0	\$0
<b>Function Total</b>	<b>\$0</b>	<b>\$0</b>	<b>\$0</b>	<b>\$0</b>
Function: Operation And Maintenance	Actual 2015-16	Budgeted 2015-16	Budgeted 2016-17	2016-17 +/- 2015-16
Salaries	\$0	\$39,000	\$39,000	\$0
Other Compensation	\$0	\$0	\$0	\$0
Related Benefits	\$0	\$10,920	\$2,967	(\$7,953)
<b>Total Personal Services</b>	<b>\$0</b>	<b>\$49,920</b>	<b>\$41,967</b>	<b>(\$7,953)</b>
Travel	\$0	\$0	\$0	\$0
Operating Services	\$0	\$207,882	\$225,773	\$17,891
Supplies	\$0	\$10,000	\$22,000	\$12,000
<b>Total Operating Expenses</b>	<b>\$0</b>	<b>\$217,882</b>	<b>\$247,773</b>	<b>\$29,891</b>
Professional Services	\$0	\$0	\$0	\$0
Other Charges	\$0	\$0	\$0	\$0
Debt Services	\$0	\$0	\$0	\$0
Interagency Transfers	\$0	\$150,000	\$800,000	\$650,000
<b>Total Other Charges</b>	<b>\$0</b>	<b>\$150,000</b>	<b>\$800,000</b>	<b>\$650,000</b>
General Acquisitions	\$0	\$0	\$0	\$0
Library Acquisitions	\$0	\$0	\$0	\$0
Major Repairs	\$0	\$0	\$0	\$0
<b>Total Acquisitions and Major Repairs</b>	<b>\$0</b>	<b>\$0</b>	<b>\$0</b>	<b>\$0</b>
Unallotted	\$0	\$0	\$0	\$0
<b>Function Total</b>	<b>\$0</b>	<b>\$417,802</b>	<b>\$1,089,740</b>	<b>\$671,938</b>
Total E&G Expenditures	Actual 2015-16	Budgeted 2015-16	Budgeted 2016-17	2016-17 +/- 2015-16
Salaries	\$0	\$4,462,407	\$4,338,741	(\$123,666)
Other Compensation	\$0	\$53,500	\$33,500	(\$20,000)
Related Benefits	\$0	\$1,490,686	\$1,958,119	\$467,433
<b>Total Personal Services</b>	<b>\$0</b>	<b>\$6,006,593</b>	<b>\$6,330,360</b>	<b>\$323,767</b>
Travel	\$0	\$160,030	\$155,239	(\$4,791)
Operating Services	\$0	\$435,482	\$792,773	\$357,291
Supplies	\$0	\$121,457	\$116,388	(\$5,069)
<b>Total Operating Expenses</b>	<b>\$0</b>	<b>\$716,969</b>	<b>\$1,064,400</b>	<b>\$347,431</b>
Professional Services	\$0	\$41,281	\$21,638	(\$19,643)
Other Charges	\$0	\$355,042	\$495,000	\$139,958
Debt Services	\$0	\$0	\$0	\$0
Interagency Transfers	\$0	\$550,000	\$900,000	\$350,000
<b>Total Other Charges</b>	<b>\$0</b>	<b>\$946,323</b>	<b>\$1,416,638</b>	<b>\$470,315</b>
General Acquisitions	\$0	\$71,562	\$164,064	\$92,502
Library Acquisitions	\$0	\$0	\$0	\$0
Major Repairs	\$0	\$0	\$0	\$0
<b>Total Acquisitions and Major Repairs</b>	<b>\$0</b>	<b>\$71,562</b>	<b>\$164,064</b>	<b>\$92,502</b>
Unallotted	\$0	\$0	\$0	\$0
<b>Function Total</b>	<b>\$0</b>	<b>\$7,741,447</b>	<b>\$8,975,462</b>	<b>\$1,234,015</b>

Board of Regents  
Form BOR-4  
Summary of Functional Costs

Institution: Southern University Ag Center

Hospitals	Actual 2015-16	Budgeted 2015-16	Budgeted 2016-17	2016-17 +/- 2015-16
Salaries	\$0	\$0	\$0	\$0
Other Compensation	\$0	\$0	\$0	\$0
Related Benefits	\$0	\$0	\$0	\$0
<b>Total Personal Services</b>	<b>\$0</b>	<b>\$0</b>	<b>\$0</b>	<b>\$0</b>
Travel	\$0	\$0	\$0	\$0
Operating Services	\$0	\$0	\$0	\$0
Supplies	\$0	\$0	\$0	\$0
<b>Total Operating Expenses</b>	<b>\$0</b>	<b>\$0</b>	<b>\$0</b>	<b>\$0</b>
Professional Services	\$0	\$0	\$0	\$0
Other Charges	\$0	\$0	\$0	\$0
Debt Services	\$0	\$0	\$0	\$0
Interagency Transfers	\$0	\$0	\$0	\$0
<b>Total Other Charges</b>	<b>\$0</b>	<b>\$0</b>	<b>\$0</b>	<b>\$0</b>
General Acquisitions	\$0	\$0	\$0	\$0
Library Acquisitions	\$0	\$0	\$0	\$0
Major Repairs	\$0	\$0	\$0	\$0
<b>Total Acquisitions and Major Repairs</b>	<b>\$0</b>	<b>\$0</b>	<b>\$0</b>	<b>\$0</b>
Unallotted	\$0	\$0	\$0	\$0
<b>Function Total</b>	<b>\$0</b>	<b>\$0</b>	<b>\$0</b>	<b>\$0</b>
Transfers	Actual 2015-16	Budgeted 2015-16	Budgeted 2016-17	2016-17 +/- 2015-16
Salaries	\$0	\$0	\$0	\$0
Other Compensation	\$0	\$0	\$0	\$0
Related Benefits	\$0	\$0	\$0	\$0
<b>Total Personal Services</b>	<b>\$0</b>	<b>\$0</b>	<b>\$0</b>	<b>\$0</b>
Travel	\$0	\$0	\$0	\$0
Operating Services	\$0	\$0	\$0	\$0
Supplies	\$0	\$0	\$0	\$0
<b>Total Operating Expenses</b>	<b>\$0</b>	<b>\$0</b>	<b>\$0</b>	<b>\$0</b>
Professional Services	\$0	\$0	\$0	\$0
Other Charges	\$0	\$0	\$0	\$0
Debt Services	\$0	\$0	\$0	\$0
Interagency Transfers	\$0	\$0	\$0	\$0
<b>Total Other Charges</b>	<b>\$0</b>	<b>\$0</b>	<b>\$0</b>	<b>\$0</b>
General Acquisitions	\$0	\$0	\$0	\$0
Library Acquisitions	\$0	\$0	\$0	\$0
Major Repairs	\$0	\$0	\$0	\$0
<b>Total Acquisitions and Major Repairs</b>	<b>\$0</b>	<b>\$0</b>	<b>\$0</b>	<b>\$0</b>
Unallotted	\$0	\$0	\$0	\$0
<b>Function Total</b>	<b>\$0</b>	<b>\$0</b>	<b>\$0</b>	<b>\$0</b>
Athletics	Actual 2015-16	Budgeted 2015-16	Budgeted 2016-17	2016-17 +/- 2015-16
Salaries	\$0	\$0	\$0	\$0
Other Compensation	\$0	\$0	\$0	\$0
Related Benefits	\$0	\$0	\$0	\$0
<b>Total Personal Services</b>	<b>\$0</b>	<b>\$0</b>	<b>\$0</b>	<b>\$0</b>
Travel	\$0	\$0	\$0	\$0
Operating Services	\$0	\$0	\$0	\$0
Supplies	\$0	\$0	\$0	\$0
<b>Total Operating Expenses</b>	<b>\$0</b>	<b>\$0</b>	<b>\$0</b>	<b>\$0</b>
Professional Services	\$0	\$0	\$0	\$0
Other Charges	\$0	\$0	\$0	\$0
Debt Services	\$0	\$0	\$0	\$0
Interagency Transfers	\$0	\$0	\$0	\$0
<b>Total Other Charges</b>	<b>\$0</b>	<b>\$0</b>	<b>\$0</b>	<b>\$0</b>
General Acquisitions	\$0	\$0	\$0	\$0
Library Acquisitions	\$0	\$0	\$0	\$0
Major Repairs	\$0	\$0	\$0	\$0
<b>Total Acquisitions and Major Repairs</b>	<b>\$0</b>	<b>\$0</b>	<b>\$0</b>	<b>\$0</b>
Unallotted	\$0	\$0	\$0	\$0
<b>Function Total</b>	<b>\$0</b>	<b>\$0</b>	<b>\$0</b>	<b>\$0</b>

Board of Regents  
Form BOR-4  
Summary of Functional Costs

Institution: Southern University Ag Center

Other	Actual 2015-16	Budgeted 2015-16	Budgeted 2016-17	2016-17 +/- 2015-16
Salaries	\$0	\$0	\$0	\$0
Other Compensation	\$0	\$0	\$0	\$0
Related Benefits	\$0	\$0	\$0	\$0
<b>Total Personal Services</b>	<b>\$0</b>	<b>\$0</b>	<b>\$0</b>	<b>\$0</b>
Travel	\$0	\$0	\$0	\$0
Operating Services	\$0	\$0	\$0	\$0
Supplies	\$0	\$0	\$0	\$0
<b>Total Operating Expenses</b>	<b>\$0</b>	<b>\$0</b>	<b>\$0</b>	<b>\$0</b>
Professional Services	\$0	\$0	\$0	\$0
Other Charges	\$0	\$0	\$0	\$0
Debt Services	\$0	\$0	\$0	\$0
Interagency Transfers	\$0	\$0	\$0	\$0
<b>Total Other Charges</b>	<b>\$0</b>	<b>\$0</b>	<b>\$0</b>	<b>\$0</b>
General Acquisitions	\$0	\$0	\$0	\$0
Library Acquisitions	\$0	\$0	\$0	\$0
Major Repairs	\$0	\$0	\$0	\$0
<b>Total Acquisitions and Major Repairs</b>	<b>\$0</b>	<b>\$0</b>	<b>\$0</b>	<b>\$0</b>
Unallotted	\$0	\$0	\$0	\$0
<b>Function Total</b>	<b>\$0</b>	<b>\$0</b>	<b>\$0</b>	<b>\$0</b>
Total Expenditures	Actual 2015-16	Budgeted 2015-16	Budgeted 2016-17	2016-17 +/- 2015-16
Salaries	\$0	\$4,462,407	\$4,338,741	(\$123,666)
Other Compensation	\$0	\$53,500	\$33,500	(\$20,000)
Related Benefits	\$0	\$1,490,686	\$1,958,119	\$467,433
<b>Total Personal Services</b>	<b>\$0</b>	<b>\$6,006,593</b>	<b>\$6,330,360</b>	<b>\$323,767</b>
Travel	\$0	\$160,030	\$155,239	(\$4,791)
Operating Services	\$0	\$435,482	\$792,773	\$357,291
Supplies	\$0	\$121,457	\$116,388	(\$5,069)
<b>Total Operating Expenses</b>	<b>\$0</b>	<b>\$716,969</b>	<b>\$1,064,400</b>	<b>\$347,431</b>
Professional Services	\$0	\$41,281	\$21,638	(\$19,643)
Other Charges	\$0	\$355,042	\$495,000	\$139,958
Debt Services	\$0	\$0	\$0	\$0
Interagency Transfers	\$0	\$550,000	\$900,000	\$350,000
<b>Total Other Charges</b>	<b>\$0</b>	<b>\$946,323</b>	<b>\$1,416,638</b>	<b>\$470,315</b>
General Acquisitions	\$0	\$71,562	\$164,064	\$92,502
Library Acquisitions	\$0	\$0	\$0	\$0
Major Repairs	\$0	\$0	\$0	\$0
<b>Total Acquisitions and Major Repairs</b>	<b>\$0</b>	<b>\$71,562</b>	<b>\$164,064</b>	<b>\$92,502</b>
Unallotted	\$0	\$0	\$0	\$0
<b>Total</b>	<b>\$0</b>	<b>\$7,741,447</b>	<b>\$8,975,462</b>	<b>\$1,234,015</b>

Total must equal BOR-1.

**Board of Regents**

**Form BOR-6**

**Institution:**

Southern University Ag Center

**Schedule of Professional Services**

	<b>Actual</b>	<b>Budgeted</b>	<b>Budgeted</b>
<b>DESCRIPTION</b>	<b>2015-16</b>	<b>2015-16</b>	<b>2016-17</b>
Accounting & Auditing	\$0	\$0	\$0
Mangement Consulting	\$0	\$0	\$0
Engineering & Architectural	\$0	\$0	\$0
Legal	\$0	\$0	\$0
Medical & Dental	\$0	\$0	\$0
Veterinary	\$0	\$0	\$0
Professional Travel	\$0	\$0	\$0
Information Technology	\$0	\$0	\$0
Other Professional Services	\$0	\$41,281	\$21,638
<b>Total Professional Services</b>	<b>\$0</b>	<b>\$41,281</b>	<b>\$21,638</b>